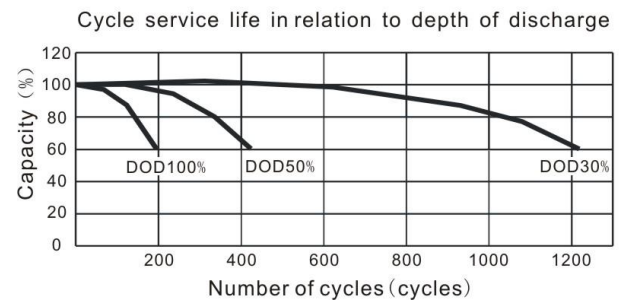
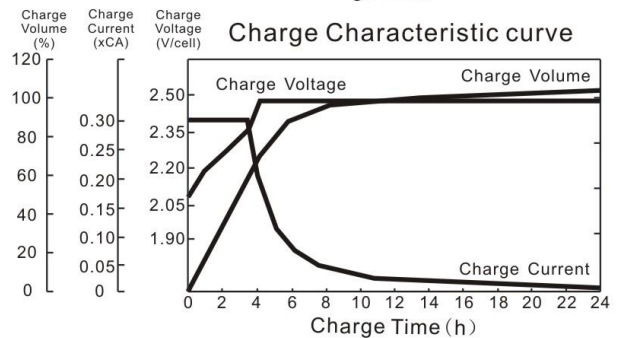
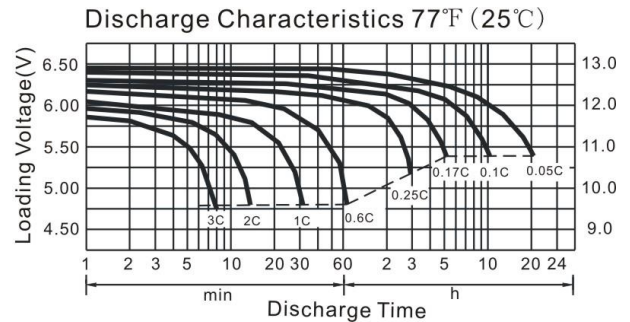


Specifications

Nominal Voltage		12V
Rated Capacity 77°F(25°C) (20HR)		18.0Ah
Dimensions (mm)	Length	181±2
	Width	77±1.5
	Height	167±2
	Total Height	170±2
Approx. Weight (kg)		5.2
Terminal		T10

Characteristic

Capacity 77°F(25°C)	20HR (0.90A)	18.0Ah
	10HR (1.67A)	16.7Ah
	5HR (3.06A)	15.3Ah
	1HR (11.0A)	11.0Ah
	15 min rate (33.3A)	8.3Ah
Internal Resistance	Full Charged Battery 77°F(25°C)	Approx. 18mΩ
Temperature dependence of capacity (20HR)	104°F(40°C)	102%
	77°F(25°C)	100%
	32°F(0°C)	85%
	5°F(-15°C)	65%
Self-Discharge 68°F(20°C) (Capacity after)	3 months	90%
	6 months	80%
	12 months	60%
Max. Discharge Current, 77°F(25°C)		270A(5s)
Floating design life, 77°F(25°C)		5 years
Constant Voltage Charge, 77°F(25°C)	Cycle	14.5~14.9V(-24mV/°C) max. current: 5.4A
	Float	13.6~13.8V(-18mV/°C)



Constant Current Discharge Characteristics (A), 77°F(25°C)

F.V/TIME	5min	10min	15min	30min	60min	2H	3H	5H	8H	10H	20H
1.60V/cell	68.4	43.2	33.3	18.0	11.39	6.43	4.69	3.17	2.11	1.73	0.93
1.70V/cell	65.0	41.0	31.8	17.2	10.98	6.17	4.59	3.11	2.09	1.71	0.92
1.75V/cell	63.7	40.1	31.2	16.8	10.78	6.07	4.50	3.06	2.05	1.67	0.91
1.80V/cell	62.5	39.2	30.7	16.5	10.60	5.96	4.43	3.01	2.03	1.66	0.90

Constant Wattage Discharge Characteristics (Watt), 77°F(25°C)

F.V/TIME	5min	10min	15min	30min	60min	2H	3H	5H	8H	10H	20H
1.60V/cell	124.2	79.1	61.61	33.61	21.46	12.20	9.00	6.12	4.12	3.40	1.84
1.70V/cell	119.2	76.0	59.36	32.40	20.86	11.83	8.87	6.07	4.10	3.38	1.83
1.75V/cell	117.9	74.9	58.82	32.00	20.66	11.74	8.78	6.01	4.07	3.35	1.82
1.80V/cell	116.6	74.0	58.28	31.68	20.50	11.61	8.71	5.96	4.03	3.31	1.80